






SALT DAMAGE

Record the height of the plants in millimetres.



Plant Growth Chart

Plant Day	A  No salt	B  $\frac{1}{4}$ tsp salt	C  $\frac{1}{2}$ tsp salt
1	mm	mm	mm

Which plant showed

- a. the greatest gain in height? _____
- b. the least gain in height? _____

What conclusion can you make from the chart above?
